



ENEWS

Winter 2021-22

Inside this issue:

- Accredited Center Update 2
- Reflective Journaling 2
- Ideas for Fine Motor Skills 3
- Training Opportunities 5
- Diversity, Equity & Inclusion Resources 5
- 4K Focus 6
- School Age 6
- Book Spotlight 7

Monty's Message

The City of Madison's child care team is working hard to wrap up everything we can from 2021 and looking forward to our work in 2022. We are striving to support you and all the City Accredited providers in the city of Madison while maintaining the appropriate health and safety procedures for everyone. As we look forward to 2022, the city is working to expand our ability to support infant and early childhood mental health, funding for families and children that deserve consistency in care, and developing some needs assessments to target areas that can best utilize city resources.

Personally, I want to thank you all for the warm welcome and your assistance with my transition to working for the City of Madison. I am glad to be in this role and to have the ability to advocate for children, families and providers within our communities.

Take care and please don't hesitate to reach out to me, or your program's assigned specialist, if you have any questions or are in need of any support.

Monty
mmarsh@cityofmadison.com



Created & Distributed by:
 City of Madison
 Community Development Division
 Child Care unit



Accredited Center Updates

November brought the closing of 2 accredited centers. La Petite Academy North and La Petite Academy South both closed. Children attending these centers have shifted to La Petite Schroeder.

The Playing Field East became accredited in November at their east location on Independence Lane. They now have 2 accredited locations.

Reflective Journaling Prompts

Take some time and answer these questions in a journal. Or perhaps take time at a staff meeting to do this.

“How has your work influenced your life over the past year?”

- How has your work influenced your life over the past year?
- Thinking back to the end of 2020, how are you different now?
- How are you the same?
- What have you brought to your work in the past year that is valuable?
- What (in yourself) do you want to/intend to bring into your work in 2022?
- What do my supervisors/leaders/stakeholders expect of me in my work?
- What do I expect of myself in my work?
- Where do these expectations overlap, and where do they differ?



Integrate your list of your own expectations in your work with compassion. Question all of them, and turn the ones you want to keep into autonomous choices, and give yourself permission to let go of any that are unnecessary and draining. They are not serving you.

Ideas for Fine Motor Skills Outside

Al Fresco Art

Simply bringing art materials outside is a great way to encourage fine motor practice in nature. Holding a paintbrush requires the same grip as holding a pencil, so when children paint, they are getting their hands ready to write. Chunky chalk creates a drag when drawing on a rough surface like a sidewalk, so children can feel how much pressure they are using. We have a traditional easel as well as transparent acrylic sheets along the garden fence that children can use for painting and sometimes bring out old sheets and tarps to use as canvases. Children can also chalk or paint on rocks, leaves, and large sheets of bark.



Weaving and Threading

Weaving and threading require concentration to fit one small object inside a larger one, and there are several quick and easy ways to sew with natural materials. Almost any slotted item can be recycled into a loom for weaving. This summer, we used discarded plant trays, plastic strawberry baskets, the holes in wire fencing, and homemade looms made from cardboard or sticks as bases for weaving grass, flowers, twigs and other long plants. In the fall, we repurposed an old art project as a weaving base.

Many years ago, the children had nailed some 3 inch long outdoor nails into tree stumps to practice using a hammer. This past week, the children wrapped yarn around the nail heads to make spider webs.

Just like weaving, threading is easily adapted to whatever materials you have on hand. Leaves and flower petals work well for stringing. We use large plastic needles and embroidery floss for threading, but any string, needle or wire combination – or even a pipe cleaner with the fuzz pulled back a little to reveal the wire tip – works for threading. *Continued on page 4*



Ideas for Fine Motor Skills Outside *continued from page 3*

Hole Punching Leaves

Hole punches are among my favorite tools to use with children. The children love the novelty, and it takes strong hand muscles to make them work. We use both traditional circle hand punches and the larger craft hole punch shapes that just require pushing with the palm of the hand. In addition to paper, the children punch holes in leaves. This year, they used the shapes they punched out to create faces on jack-o-lantern art.

Another child stumbled upon an extension to the hole punch activity when she methodically punched holes about an inch apart all along the border of a large leaf. She proudly declared that she had made a lacing card. So, we gathered up some yarn and put the children's punched leaves out as an invitation for others to string the yarn through the holes.



Fabric Tying

Knot tying is a complicated fine motor skill that requires a pincer grasp and coordination of both hands together. A few weeks ago, the children practiced tying knots by decorating the "dragon tree" with long strips of fabric. Some of the children said they were decorating for Halloween, others were already preparing for Christmas, and others just wanted to make the dragon look fancy. We left the "decorations" in place for a while, until the children expressed interest in untying the strips. For many of the children, untying the knots was an even greater fine motor challenge than tying them.

Pressing

Fine motor skills include not just pinching and squeezing, but also pressing. Children can practice pressing and peeling small objects as they create collages from natural materials. At Wildwood Nature School, we like to use contact paper mounted sticky side out on cardboard as a base for our collages. The contact paper allows children to remove and rearrange items as they see fit. Collages can be covered with an additional sheet of contact paper to save them, or the design can be removed so the bases can be reused another day.

When planning fine motor invitations for an outdoor classroom, start simply by bringing outside the art materials, play dough, beads and other materials the class uses for indoor fine motor practice. As the class spends more time outside, teachers and children will find creative ways to use what nature provides to strengthen small hand muscles and build coordination.

(Excerpt from Oregon Association for the Education of Young Children Website: www.oraeyc.org)



Upcoming Training Opportunities

10th Annual Dane County Trauma-Informed Community Summit (Online Event)

January 21, 2022

[Registration Information](#)

The City of Madison is providing scholarships for this event. For scholarship details please email Caitlyn Bausch at

cnbausch@gmail.com



WCCAA 2022 Annual Conference

January 20, 2022—January 21, 2022

The Ingleside Hotel: 2810 Golf Road, Pewaukee, WI 53072

[Registration Information](#)

[Conference Details](#)

Diversity, Equity and Inclusion

Here are a list of books/resources on DEI. Contact Becca Gray at rgray@cityofmadison.com if you are interested in starting a book group.

[*Don't Look Away: Embracing Anti-Bias Classrooms*](#) by Iheoma U. Iruka, Stephanie M. Curenton, Tonia R. Durden, and Kerry-Ann Escayg; published by Gryphon House, 2020

[*Improving Outcomes for Young Black Children in Portland*](#) by Hadiyah Miller
[*Ending Suspension & Expulsion of Black Children in Early Learning*](#) by Hadiyah Miller (Podcast)

[*Foregrounding Racial Equity in Early Childhood*](#) with Elena Rivera and Soobin Oh (for the March 29th meeting) (Podcast)

[Start with Equity: 14 Priorities to Dismantle Systemic Racism in Early Care and Education](#) (link to a document)

[5 Tips for Being an Ally](#) (YouTube Video)

[Raising Race Conscious Children](#) Blog

[Teaching Young Children about Race - A Guide for Parents and Teachers](#) - article

**If not us,
then who?
If not now,
then
when?"
- John
Lewis**

4K Focus

Ready4K

Enroll in Ready4K Today and Build Stronger Relationships with your Young Children

[Ready4K](#) is an evidence-based family engagement curriculum delivered via text messages through DCF's partner, ParentPowered. Each week, caregivers of children ages birth to 11 receive short text messages with fun facts and easy tips on how to promote a child's development by building on existing family routines. Ready4K empowers parents and family members as early learning partners by sparking everyday teachable moments. It is currently available in several languages, including: English, Spanish, Hmong, Arabic, Russian, Chinese, Vietnamese, and Potawatomi. Burmese texting will also be available soon!

If you have children ages birth to 11, you can [sign up](#) online today! Please contact wipdg@wisconsin.gov with any questions, including how to mass enroll program participants in Ready4K. Ready4K Wisconsin is managed by the Department of Children and Families (DCF) and funded by the Preschool Development Grant.




School Age Focus

Amidst a Staffing Crisis: Understanding how to Recruit, Retain, and Support Afterschool Professionals
<https://everyhourcounts.medium.com/amidst-a-staffing-crisis-understanding-how-to-recruit-retain-and-support-afterschool-dc3bcf27706c>



CHECK IT OUT!

If you are interested in receiving a copy of one of the featured books below, please contact your childcare specialist.



All of Baby, Nose to Toes by Victoria Adler

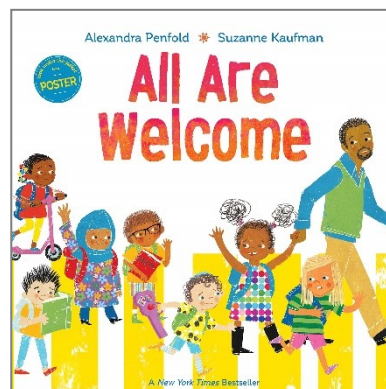
Age Range: 3 months to 2+ years

From eyes to ears and legs to toes, there's a lot for baby to discover, and even more for a family to love.

All Are Welcome by Alexandra Penfold

Age Range: 4-8 years



Join the call for a better world with this picture book about a school where diversity and inclusion are celebrated.



Julián Is a Mermaid by Jessica Love

Age Range: 4-8+ years

In an exuberant picture book, a glimpse of costumed mermaids leaves one boy flooded with wonder and ready to dazzle the world.





Contact Us

215 Martin Luther King Jr Blvd.,
Ste 300
Madison, WI 53703
Mailing Address:
P.O. Box 2627
Madison, WI 53701-2627
PH: 608-266-6520
Fax: 608-261-9626

[Website](#)

To include items in upcoming E-News
please contact Becca Gray
RGray@cityofmadison.com

Let it Snow!

Snow may not be here for the holi-
days, but it is coming. Our area has
many outdoor options for skating,
sledding and more. Visit these sites for
information and current conditions.

City of Madison Parks Info

- [Ice Skating](#)
- [Sledding](#)
- [Snowshoeing](#)
- [Cross-Country Skiing](#)

Dane County Parks
[Snowshoeing & winter hiking](#)

Monona Park Info
[Aldo Leopold Center](#)
[Monona RiverRink](#)



The CDC provides resources beyond dis-
eases. There are suggestions on staying safe
and healthy throughout the year. These
materials can answer many questions and
provide peace of mind as we enjoy winter
and beyond.

[Stay Safe and Healthy in Winter \(cdc.gov\)](#)
[Winter Weather | CDC](#)



Wear appropriate outdoor clothing:
layers of light, warm clothing;
windproof coat, mittens; hats;
scarves; and waterproof boots.

